


Cuadernillode

# INGLES

4°

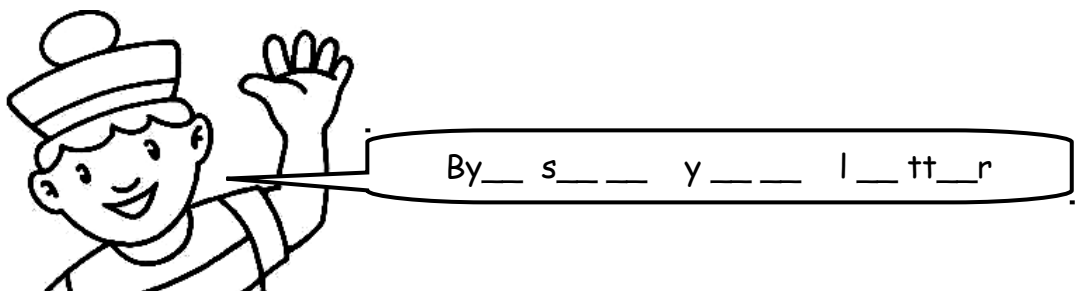




**English notebook**

Nombre: \_\_\_\_\_

# CLASSWORK N° 1

## GREETINGS SALUDOS



CLASSWORK N° 2

PALABRA	PRONUNCIACIÓN	SIGNIFICADO
Cloths	clouts	prenda de vestir

➤ Find the clothes words in the puzzle and circle them:

**Encontrar las palabras de ropa en el rompecabezas y el círculo de ellos:**


p a n o f r p g r  
 m e s c a r f l z  
 h j o h j u s o c  
 s e a q n l t v s  
 t a q m p o d e k  
 s n e a k e r s i  
 h s y h r o p c r  
 i a w p v g l a t  
 r i s o c k s t q  
 t n h a t m w a y

*Jeans*  
*Hat*  
*Short*  
*Scarf*  
*Socks*  
*Gloves*  
*Sneakers*


➤ Read the sentences and Draw.

**Lee las frases y dibujar.**

1) *These are my purple pants.*

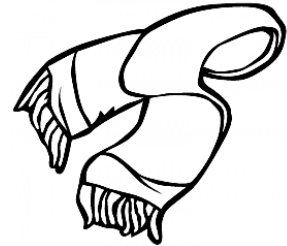

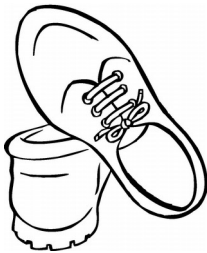
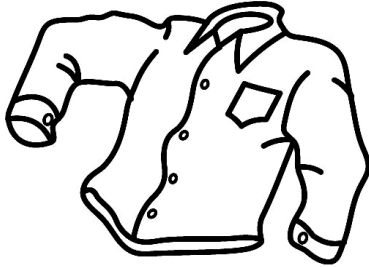


2) *This is my red scarf.*



### CLASSWORK N° 3

➤ *Listen and color:*  
**Escucha y colorea:**



➤ *Now, write sentences about clothes above:*  
**Ahora, escribir frases acerca de la ropa de arriba:**

- 1.- \_\_\_\_\_
- 2.- \_\_\_\_\_
- 3.- \_\_\_\_\_
- 4.- \_\_\_\_\_
- 5.- \_\_\_\_\_
- 6.- \_\_\_\_\_
- 7.- \_\_\_\_\_
- 8.- \_\_\_\_\_

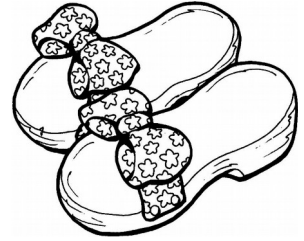


## CLASSWORK N° 4

- *Read the poem and draw a picture of you.*  
**Lee el poema y un dibujo de usted.**



I'm wearing my blue sweater,  
Isn't it neat?  
I'm wearing my orange pants,  
and a red shoes on my feet!

A large, empty rectangular box with rounded corners, intended for the student to draw a picture of themselves wearing the items mentioned in the poem.

CLASSWORK N° 5

# WE COUNT (CONTAMOS)

4

1 2 3

4

6 7

8

8

6 3

1

7

2


6

CLASSWORK N° 6

➤ Write the numbers in words.


**Escribir los números en palabras.**

How many fishes are there?



\_\_\_\_\_

How many stars are there?




\_\_\_\_\_

How many owls are there?



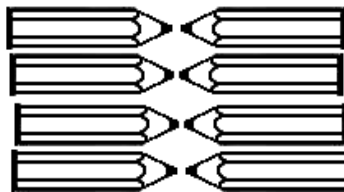
\_\_\_\_\_

How many flowers are there?



\_\_\_\_\_

How many pencils are there?



\_\_\_\_\_

CLASSWORK N° 7

PALABRA	PRONUNCIACIÓN	SIGNIFICADO
This is...	dis is	esto es...
These are...	dis ar	estas son...

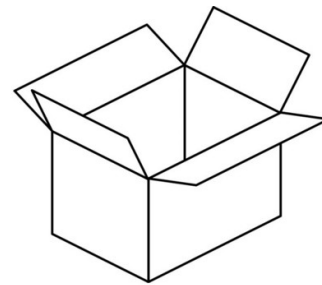
➤ Use the correct «Object Pronoun».  
Use el «pronombre de objeto» correcta.

1)




This is \_\_\_\_\_ ball.

2)



That is \_\_\_\_\_ box.

3)



These are \_\_\_\_\_ hats.

4)



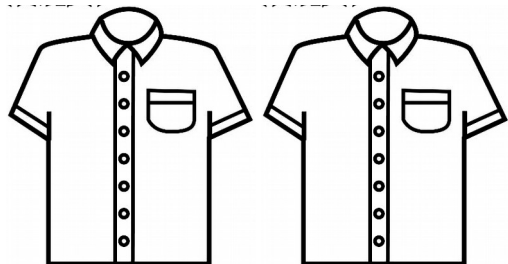
This is \_\_\_\_\_ English book.

5)



This is \_\_\_\_\_ scarf.

6)








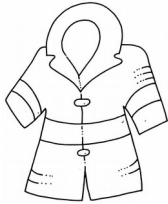


These are \_\_\_\_\_ shirts.



CLASSWORK N° 8

➤ *Read the clues. Write the words and match them to the pictures:*  
**Lee las pistas. Escribe las palabras y hacerlas coincidir con las imágenes:**


<i>slippers</i>	<i>vest</i>	<i>sunglasses</i>	<i>swimsuit</i>
<i>rope</i>	<i>pajamas</i>	<i>rain coat</i>	<i>boots</i>

1. *You wear them on your feet in the rain.* \_\_\_\_\_ 
2. *You wear this for swimming.* \_\_\_\_\_ 
3. *You wear this on top of you pajamas.* \_\_\_\_\_ 
4. *You wear these on your feet at home.* \_\_\_\_\_ 
5. *You wear this in the rain.* \_\_\_\_\_ 
6. *You wear thses in the bed.* \_\_\_\_\_ 
7. *You wear this under a shirt.* \_\_\_\_\_ 
8. *You wear these for you eyes.* \_\_\_\_\_ 

CLASSWORK N° 9

➤ *Look at the pictures. Complete the sentences.*  
**Mira las fotos. Completa las frases.**

1.




2.




3.



4.



5.



6.



7.



8.



1.- I \_\_\_\_\_ at 8 o' clock.

2.- I \_\_\_\_\_. It's blue.

3.- On Mondays, we \_\_\_\_\_.

4.- At recess, we \_\_\_\_\_.

5.- My Teacher \_\_\_\_\_.

6.- I \_\_\_\_\_ to my friends.

6.- We \_\_\_\_\_ every week.

7.- \_\_\_\_\_ I have break fust at 7 ó clock.

CLASSWORK N° 10

**IN MY TOY BOX**  
**(MI CAJA DE JUGUETES)**

A crossword puzzle grid with 11 numbered clues and corresponding toy illustrations. The grid is composed of circles. The clues are:

- 1. A rocking horse (top right).
- 2. A doll (top left).
- 3. A teddy bear (middle left).
- 4. A rocket (middle left).
- 5. A truck (middle left).
- 6. A train (middle left).
- 7. A car (bottom left).
- 8. A drum (bottom left).
- 9. A robot (bottom left).
- 10. A video game console (bottom left).
- 11. A game controller (bottom left).

The grid contains 11 numbered circles corresponding to the clues. The word 'TOYS' is written on a toy box at the bottom right.

CLASSWORK N° 11

➤ *Look at the pictures. Complete the puzzle using actions:*  
**Mira las fotos. Completa el puzzle con acciones:**

The crossword puzzle grid is composed of the following empty boxes:

- Row 1: 9 boxes
- Row 2: 4 boxes (starting from the 4th box of Row 1)
- Row 3: 7 boxes (starting from the 4th box of Row 1)
- Row 4: 5 boxes (starting from the 4th box of Row 1)
- Row 5: 6 boxes (starting from the 4th box of Row 1)
- Row 6: 5 boxes (starting from the 4th box of Row 1)

➤ *Find the name of the fire engine in the puzzle in the exercise 1. Write the name:*

**Busque el nombre del coche de bomberos en el rompecabezas en el ejercicio 1. Escribe el nombre:**



CLASSWORK N° 12

➤ *Change the sentences according to the pictures:*  
**Cambiar las frases de acuerdo con las imágenes:**

1)



*American girls \_\_\_\_\_ books very well.*

2)



*They \_\_\_\_\_ swim.*

3)




*They \_\_\_\_\_ dance.*

4)




*Babies \_\_\_\_\_ any words.*

5)



*Tennis players \_\_\_\_\_ the balls.*

6)



*Tigres \_\_\_\_\_ in the jungle.*

## CLASSWORK N° 13

➤ *Look at the pictures. Answer the questions.*  
**Mira las fotos. Responda a las preguntas.**



What's she doing?

**Eat**

---



What's she doing?

---



What's she doing?

---



What's she doing?

---



What's she doing?

---

CLASSWORK N° 14


FOOD  
LOS ALIMENTOS




- (a) Soap
- (b) Cake
- (c) Soup
- (d) Bread



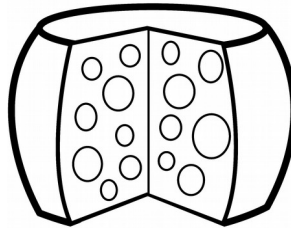
- (a) Kitchen
- (b) Chicken
- (c) Chips
- (d) Bread



- (a) Pumpkin
- (b) Cake
- (c) Water
- (d) Sausages



- (a) Chicken
- (b) pal
- (c) Bread
- (d) Butter



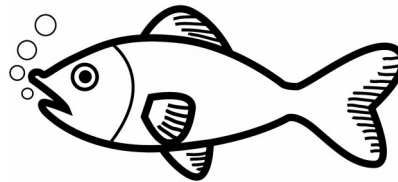
- (a) Soup
- (b) Cheese
- (c) Water
- (d) Fish




- (a) Tea
- (b) Water
- (c) Cocoa
- (d) Coffee



- (a) Water
- (b) Tea
- (c) Butter
- (d) Coke



- (a) Fish
- (b) Chips
- (c) Milk
- (d) Breat



## CLASSWORK N° 15

➤ *Look at the pictures. Circle the activities you do every day.*

**Mira las fotos. Encierra en un círculo las actividades que realiza todos los días.**



➤ *Write sentences about activities in exercise 1.*

➤ *Say what time you do them:*

**Escribir frases sobre las actividades del ejercicio 1.**

**Diga a qué hora lo hacen:**

1.- \_\_\_\_\_

2.- \_\_\_\_\_

3.- \_\_\_\_\_

4.- \_\_\_\_\_

5.- \_\_\_\_\_

6.- \_\_\_\_\_



7.- \_\_\_\_\_

CLASSWORK N° 16

➤ *Answer the questions:*

***Responda a las preguntas:***

1. *What color are her ears?*

\_\_\_\_\_

2. *What does Dolly says?*

\_\_\_\_\_

3. *Are her teeth white?*


\_\_\_\_\_

4. *What does she do every day?*

\_\_\_\_\_

5. *What is Dolly?*

\_\_\_\_\_



# CLASSWORK N° 17

➤ *What are they doing?*

**¿Qué están haciendo?**

➤ *Write sentences using the bank verbs.*

**Escribir frases utilizando los verbos del banco.**


Buy - swim - play - make - sing



---



---



---











---



---

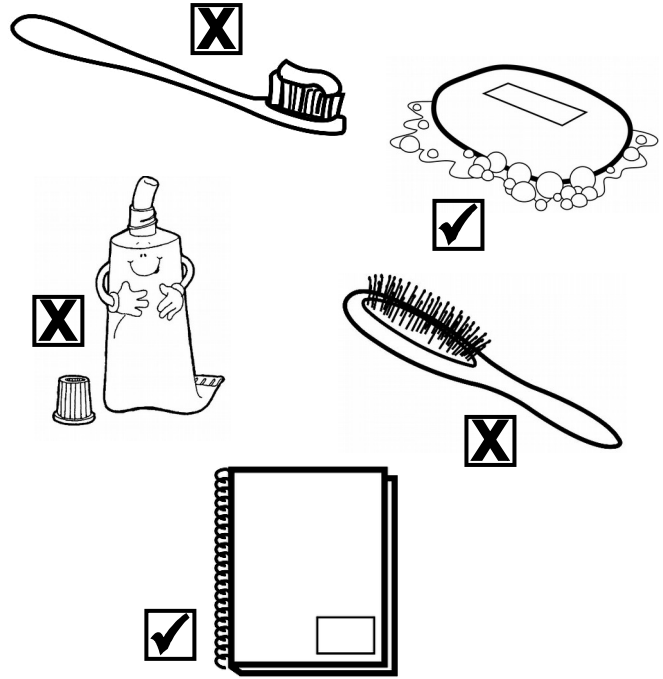
CLASSWORK N° 18

*FRUITS*  
**FRUTAS**



# CLASSWORK N° 19

➤ Look at the pictures and write sentence about «Amy»:  
**Mira las fotos y escribir frase sobre «Amy»:**



1.- She \_\_\_\_\_

2.- \_\_\_\_\_

3.- \_\_\_\_\_

4.- \_\_\_\_\_

5.- \_\_\_\_\_

CLASSWORK N° 20

PALABRA	PRONUNCIACIÓN	SIGNIFICADO
Instruments	instruments	instrumentos

➤ *Unscramble the letters to make words.*

➤ *Match them to the pictures:*

**Ordena las letras para formar palabras.**

**Hacerlas coincidir con las imágenes:**

1) a l e h y h t

Healthy

---



2) s k i c

---



3) v o l e

---



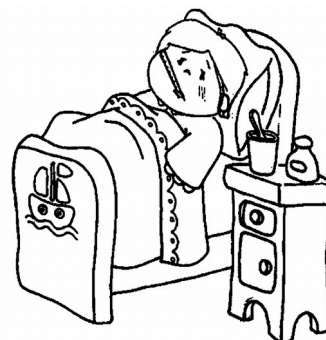
4) o r w k

---



5) t i e w r

---



CLASSWORK N° 21

➤ Find the words in the puzzle and circle them:

**Encuentra las palabras en el rompecabezas y un círculo alrededor de ellos:**

s	<u>b</u>	<u>r</u>	<u>u</u>	<u>s</u>	<u>h</u>	w	c
i	q	t	h	m	e	a	p
p	l	a	y	u	x	s	i
d	r	k	j	d	v	h	y
l	b	e	t	c	c	w	f
k	l	m	s	t	h	u	g
a	h	b	a	I	m	e	o
r	y	w	j	h	a	v	e
i	e	a	r	l	k	c	g
f	z	e	c	l	e	a	n

Wash
Take
Play
Clean
<del>Brush</del>
Go
Have
Make

➤ Write sentences about things you do at differnt times. Use words in exercise 1.

**Escribir frases sobre cosas que haces, a veces differnt. Utilice las palabras del ejercicio 1.**

1. In the morning, I

---



---

2. In the afternoon, I

---



---

3. *In the evening, I* \_\_\_\_\_

\_\_\_\_\_



CLASSWORK N° 22

I WANT TO BE ...



8




4

2




3



7

3



6

6



7

9



9

10

5



11

11

10



1




CLASSWORK N° 23

➤ Read and Mark the correct choice:

Lea y Marque la opción correcta:

1)



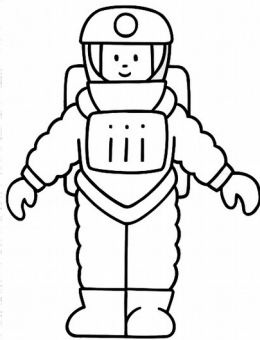
I  don't teach  teach children.

2)



I  dance  don't dance in the discoteck.

3)




I  walk  don't walk in the moom.

4)



I  work  don't work with austronauts.

5)



I  use  don't use a pencil.

6)




I  talk  don't talk to aliens.

CLASSWORK N° 24

➤ Look at the pictures and write daily routine sentences according to you. Finally, Put in order.

**Mira las fotos y escribir oraciones diarias de rutina de acuerdo con usted. Por último, poner en orden.**

a)



\_\_\_\_\_

b)




\_\_\_\_\_

c)



\_\_\_\_\_

d)



\_\_\_\_\_

e)

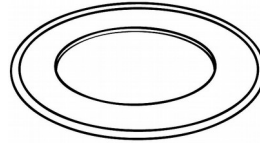


\_\_\_\_\_

CLASSWORK N° 25

➤ *Unscramble and write the words.*  
**Ordena y escribir las palabras.**

1. *They're \_\_\_\_\_ a cake.*



**Amknig**

2. *He's \_\_\_\_\_ on his bed.*



**Seepnif**

3. *She's \_\_\_\_\_ a ball.*



**Byving**

4. *They're \_\_\_\_\_ basketball.*



**Pinglay**

5. *She's \_\_\_\_\_ milk.*

➤ *Unscramble the sentences.*  
**Ordena las oraciones.**

1. *The look children at.*

\_\_\_\_\_

2. *They're sand making castles.*


\_\_\_\_\_

3. *Playing they're sand in the.*

\_\_\_\_\_

4. *Swimming they're the in ocean.*

\_\_\_\_\_



**Dkringin**

## CLASSWORK N° 26

### THE PREPOSITIONS (LAS PREPOSICIONES)

1. The cats are \_\_\_ the garden
  - a) in
  - b) on
  - c) under
  - d) No se
2. The picture is \_\_\_ the wall
  - a) in
  - b) on
  - c) at
  - d) No se
3. The party is \_\_\_ Monday
  - a) at
  - b) in
  - c) on
  - d) No se
4. We are \_\_\_ home
  - a) at
  - b) in
  - c) on
  - d) No se
5. The boys are \_\_\_ school
  - a) on
  - b) in
  - c) at
  - d) No se
6. The books are \_\_\_ the bedroom
  - a) under
  - b) in
  - c) over
  - d) No se
7. We'll see you \_\_\_ Christmas
  - a) in
  - b) on
  - c) at
  - d) No se
8. They are \_\_\_ the kitchen
  - a) at
  - b) on
  - c) in
  - d) No se
9. You are \_\_\_ Tom and Carol
 

*between*

  - a) at
  - b) in
  - c) No se
10. I am \_\_\_ my umbrella
  - a) in
  - b) on
  - c) under
  - d) No se
11. The house is \_\_\_ the school
  - a) near
  - b) under
  - c) over
  - d) No se
12. The moon is \_\_\_ the sky
  - a) in
  - b) with
  - c) under

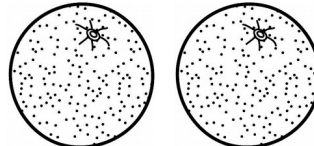

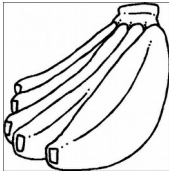
*d) No se*

CLASSWORK N° 27

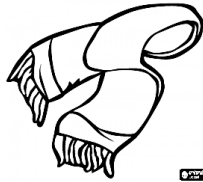
➤ Read the questions and circle the correct pictures:

Lea las preguntas y el círculo de las imágenes correctas:





1. What do tigers eat?



2. What do ringmasters have?



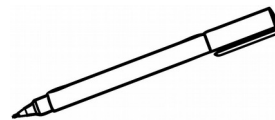
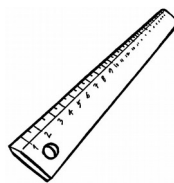

3. What do magicians have in their hats?



4. What do clowns do?



5. What do circus vendor's sell?



CLASSWORK N° 28

➤ Write the answers to the questions in classwork previus.

**Escribe las respuestas a las preguntas de trabajo de la clase anterior.**

1.- Tigers eat \_\_\_\_\_

2.- \_\_\_\_\_

3.- \_\_\_\_\_

4.- \_\_\_\_\_

➤ Read the sentences and circle True or False:

**Lee las frases y el círculo Verdadero o Falso:**

I'm a magician.

1) I write on the board.      True / False

2) I put out the fires.      True / False

3) I work in the circus.      True / False

4) I laugh a lot.      True / False





5) *I walk in the park.*

*True / False*

## CLASSWORK N° 29

➤ *Read the answer and write the questions:*

**Leer y escribir la respuesta a las preguntas:**

1.- What does... \_\_\_\_\_?

*The magician wears a red cape.*

2.- \_\_\_\_\_?

*He carries a black hat.*

3.- \_\_\_\_\_?


*He has a rabbit in his hat.*

4.- \_\_\_\_\_?

*The rabbit has a big pink flower in its mouth.*

➤ *Draw a picture of the magician:*

**Haz un dibujo del mago:**



CLASSWORK N° 30

# FOOD

1

2

3

4

5

6

7

8

9

10

11

12

13

14

15

16

17

18

19

1

2

3

4

5

6

7

8

9

10

11

12

13

14

15

16

17

18

19

# CLASSWORK N° 31

➤ Write negative sentences.  
**Escribir frases negativas.**

1.



---

2.




---

3.




---

4.



---

5.




---

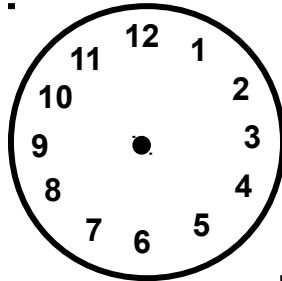
CLASSWORK N° 32

➤ Draw the hands of the clocks.

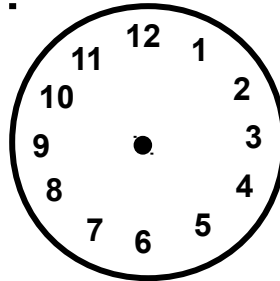
**Dibuja las manos de los relojes.**



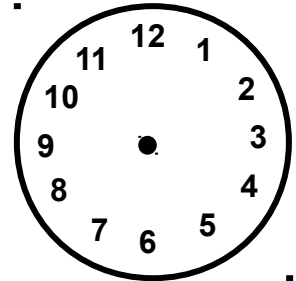
*Seven ó clock*



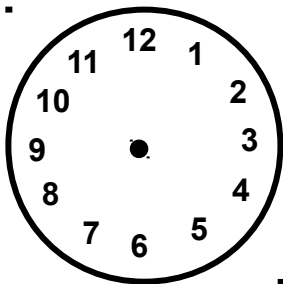
*Twelve ó clock*



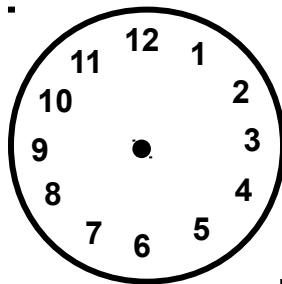
*Six ó clock*



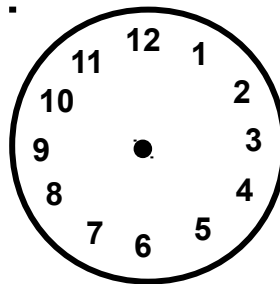
*five ó clock*



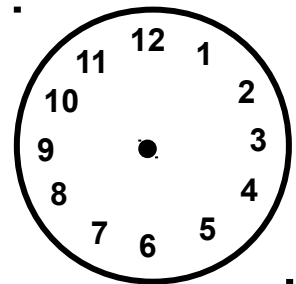
*three ó clock*



*eight ó clock*



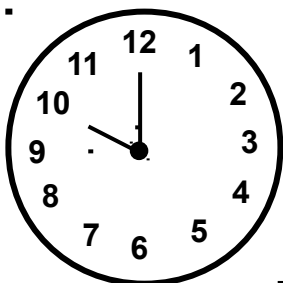
*Tow ó clock*




*four ó clock*

➤ Now, write the times.


**Ahora, escriba los tiempos.**




*Seven ó clock*



*Twelve ó clock*



*Six ó clock*





*five ó clock*


CLASSWORK N° 33


Find correct times.


Encuentre el momento correctos.


a)  a quarter to two

b)  eleven thirty

c)  a quarter after eight

d)  a quarter after five

e)  a quarter to seven

f)  one thirty

- a) *One thirty*  
\_\_\_\_\_
- b) \_\_\_\_\_
- c) \_\_\_\_\_
- d) \_\_\_\_\_
- e) \_\_\_\_\_
- f) \_\_\_\_\_

CLASSWORK N° 34

➤ *Read about work at the circus.*

➤ *Answer the questions.*

**Lea sobre el trabajo en el circo.  
Responda a las preguntas.**



8:00 *circus workers start work.*

9:00 *feed all the animals*

10:30 *Elephant bath time*

11:30 *Exercise the horses*

1:00 *Hunch behind the circus tent*

4:00 *Clean the circus tent for the show*

6:00 *The circus show begins*



1.- *What time do the circus workers star work ?  
they star work at \_\_\_\_\_*

2.- *What time do they bathe the elephants ?  
\_\_\_\_\_*

3.- *What time do they clean the circus tent ?  
\_\_\_\_\_*

4.- *What time do they feed the animals ?  
\_\_\_\_\_*

5.- *What time do the circus workers have their lunch ?  
\_\_\_\_\_*

6.- *What time do they exercise the horses ?  
\_\_\_\_\_*

CLASSWORK N° 35

ARTICLES  
ARTICULOS

Artículos determinados (the) e indeterminados (a, an). A diferencia del indeterminado, el artículo determinado se usa para personas o cosas concretas.


➤ *The (de / di) - el, la, lo, los, las.*



*The boy*



\_\_\_\_\_ *boys*




\_\_\_\_\_ *apple*



\_\_\_\_\_ *girl*



\_\_\_\_\_ *girls*



\_\_\_\_\_

➤ *a (éi / e) - un, una. (se usa cuando la palabra siguiente es una consonante)*



*a man*



\_\_\_\_\_



\_\_\_\_\_



➤ Traduce estas frases:

1- Un sillón y un sofá

\_\_\_\_\_

2- Una mesa y unas silla

\_\_\_\_\_

3- Un armario viejo

\_\_\_\_\_

4- Una lámpara naranja

\_\_\_\_\_

5- Una cama grande

\_\_\_\_\_

6- Un frigorífico blanco

\_\_\_\_\_

7- Una mesa pequeña

\_\_\_\_\_

8- La mesa negra

\_\_\_\_\_

9- El frigorífico viejo

\_\_\_\_\_

10- La silla azul

\_\_\_\_\_



CLASSWORK N° 36


- *Unscramble the words.*
- *Match the nationalities to the flags.*

**Ordena las palabras.**


**Coincidir las nacionalidades de las banderas**

1. a v i e u r n P

*Peruvian*



2. n e i x c M a  
v



3. h B i r i t s




4. h s C n i e e




5. r G e k e



6. h c n F e r



7. e a J a n p e s

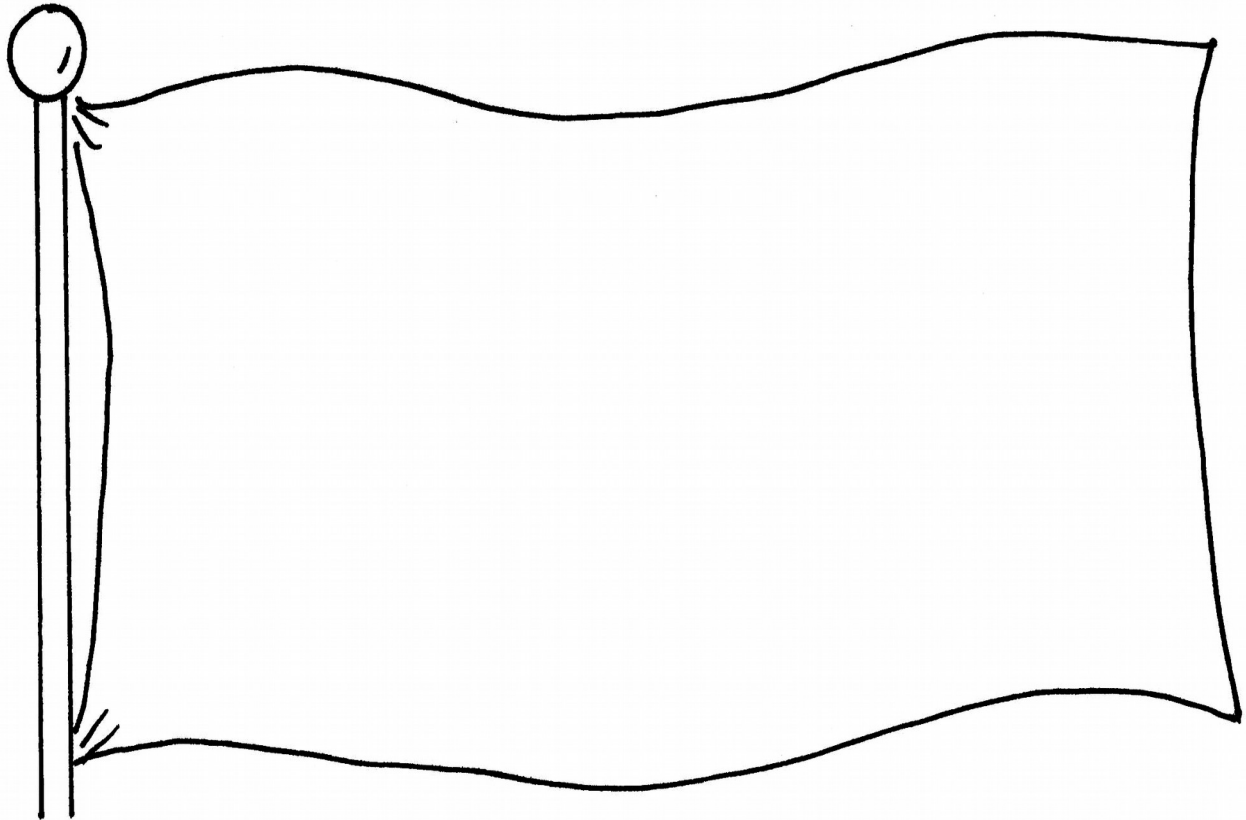


8. n e c i A r m a



## CLASSWORK N° 37

- *Choose a country*
- *Decorate the flag.*  
**Elige un país**  
**Decora la bandera.**



- *Answer the question?*
- *Which country is your flag from? My flag is from \_\_\_\_\_.*  
**Responde a la pregunta?**  
**¿Qué país es la bandera del? Mi bandera es de \_\_\_\_\_.**

CLASSWORK N° 38

➤ *Match the words to the numbers.*

**Relaciona las palabras a los números.**

*Thirty-seven*

93

37

*Sixty-five*

*Twenty-six*

78

49

*Ninety-three*

*Forty-nine*

26

65

*Seventy-eighth*

➤ *Write the numbers in order.*

**Escribir los números en orden.**

*Twenty-six, thirty-seven,* \_\_\_\_\_

\_\_\_\_\_

\_\_\_\_\_

➤ *Write the next number.*

**Escriba el siguiente número.**

1. *Five, ten, fifteen, twenty,*

\_\_\_\_\_

2. *Ninety-nine, eighty-eight, seventy-seven,* \_\_\_\_\_


3. *Cero, ten, twenty, thirty,* \_\_\_\_\_

CLASSWORK N° 39


➤ *Look at the picture. Write what they speak.*  
**Mira la foto. Escribir lo que hablan.**




They're from Mexico they speak \_\_\_\_\_.




He's from Great Britain He speaks \_\_\_\_\_.



She's from Japan she speak \_\_\_\_\_.



He's from France He speaks \_\_\_\_\_.



He's from the United States he speaks \_\_\_\_\_.

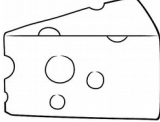





She's from the China She speaks \_\_\_\_\_.

CLASSWORK N° 40

➤ Look at the table of information. Answer the questions.

Mire la tabla de información. Responda a las preguntas.

	France	China
Produce		
Manufacture		
Export		

a) Do they produce cheese in China? \_\_\_\_\_

b) Do they manufacture cars in France? \_\_\_\_\_

c) Do they export toys in China? \_\_\_\_\_

d) Do they manufacture clothes in France? \_\_\_\_\_

➤ Write the questions. Answer them.

Escriba las preguntas. Responder a ellas.

a) Build  Japan (X)

\_\_\_\_\_ ? \_\_\_\_\_

b) Grow  Great Britain (✓)

\_\_\_\_\_ ? \_\_\_\_\_


c) Export  France (X)

\_\_\_\_\_ ? \_\_\_\_\_


## CLASSWORK N° 41

➤ *Read about wood.*

**Lea acerca de la madera.**



People make furniture like tables, chairs, desks and bookshelves from wood, too.



Trees grow in many parts of the world. Many people build their houses from wood.



In some countries they manufacture other goods from wood too. They export these goods to different countries.



Wood is very important to us. Don't just cut down trees. Plant new trees too!.

➤ *Answer the questions*

**Responda a las preguntas**

a) *Do people make furniture from wood in your country?*

---

b) *Do they manufacture different things from wood in your country?*

---

CLASSWORK N° 42

➤ *Look at the pictures and answer the questions?*  
**Mira las fotos y contestar las preguntas?**


1. *Is he carrying an umbrella or a bag?*

\_\_\_\_\_



2. *Is he rescuing a cat or a dog?*

\_\_\_\_\_



3. *Is he answering a telephone or writing a letter?*

\_\_\_\_\_



4. *Is he dancing or jumping.*

\_\_\_\_\_






CLASSWORK N° 43

➤ Complete the puzzle.  
Completa el puzzle

competition  
win  
medal  
train  
volleyball  
basketball  
gymnastics  
karate



g							i		
i		l				b			

CLASSWORK N° 44

➤ Complete the questions and the answer.  
**Conteste las preguntas y la respuesta.**



1. \_\_\_\_\_ have a karate uniform?

Yes, \_\_\_\_\_



2. \_\_\_\_\_ play the piano?

No, \_\_\_\_\_



3. \_\_\_\_\_ do her homework?

Yes. \_\_\_\_\_



4. \_\_\_\_\_ play tennis?

Yes, \_\_\_\_\_



5. \_\_\_\_\_ play tennis?

Yes, \_\_\_\_\_



6. \_\_\_\_\_ play soccer?

Yes, \_\_\_\_\_


CLASSWORK N° 45

➤ *Unscramble the words and draw the pictures.*

**Ordena las palabras y dibujar las imágenes.**

1. *ch-e-n-f-r r-f-e-i-s*

\_\_\_\_\_



2. *r-h-b-a-u-g-m-r-e*

\_\_\_\_\_



3. *l-a-m-e-o-d-n-e*

\_\_\_\_\_



4. *d-s-a-a-l*

\_\_\_\_\_



5. *l-o-l-j-e*

\_\_\_\_\_



6. *k-i-m-l*

\_\_\_\_\_




7. *p-p-e-l-a i-p-e*

\_\_\_\_\_



8. *z-p-z-i-a*

\_\_\_\_\_

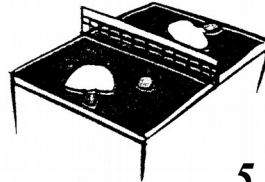


CLASSWORK N° 46

➤ Look at the picture and write.  
Mira la foto y escribir.



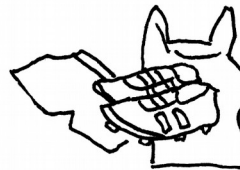
1. \_\_\_\_\_



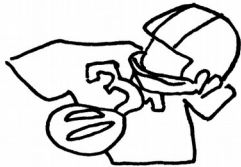
5. \_\_\_\_\_



2. \_\_\_\_\_



6. \_\_\_\_\_



3. \_\_\_\_\_



7. \_\_\_\_\_



4. \_\_\_\_\_



8. \_\_\_\_\_

➤ Unscramble the questions about Libby Taylor  
Ordena las preguntas sobre Libby Taylor.

1. day train hibby every Doris?

\_\_\_\_\_ ? Yes, she does.

2. to time she what gym does go the?

\_\_\_\_\_ ? At seven o'clock

3. does what eat she?

\_\_\_\_\_ ? She eats panda and salad and lots of fruit.

4. medals she does have any?

\_\_\_\_\_ ? Yes, she does.

CLASSWORK N° 47

➤ *Read about Barny Gonzáles.*

**Lea acerca de Gonzáles Barny**

Sixteen-year-old Barny Gonzáles is the



junior



champion. He



in the morning. He



too.

He works in the Gym with his coach.

Barny eats



and fish and lots of



. He has lots

of



, as well Barny Gonzáles has three gold



!

**Congratulations Barny!**

➤ *Answer the questions. (Responda a las preguntas)*

1. *Where does Barny Gonzáles come from?*

---

2. *What sports does Barny do?*

---

3. *Does he train everyday?*

---

4. *Does he run in the afternoon?*

---

5. *What does he eat?*

---

6. *Does Barny have any medals?*

---

CLASSWORK N° 48

DO / DOES  
DON'T / DOESN'T

➤ Look at the pictures and answer the questions.  
**Mira las fotos y contestar las preguntas.**

1. Do you like soup?

\_\_\_\_\_




2. Do they drink milk?

\_\_\_\_\_




3. Does Mary like to eat ice-cream?

\_\_\_\_\_



4. Do you eath TV in the morning?

\_\_\_\_\_



5. Does the telephone ring?

\_\_\_\_\_

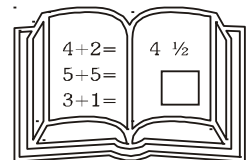
6. Does Peter like to eat fruit?

\_\_\_\_\_




7. Do Alfred and Luis study history?

\_\_\_\_\_



8. Does Monica eat pizza for lunch?

\_\_\_\_\_



CLASSWORK N° 49


➤ *Unscramble the words and complete the sentences.*  
**Ordena las palabras y completar las frases.**

grfo



Some \_\_\_\_\_ are green and red.

yfl



Birds \_\_\_\_\_.

poh




Rabbits \_\_\_\_\_.

adot



\_\_\_\_\_ make a lot of noise.

ebra  
gizyzri



\_\_\_\_\_ sleep a lot.

ksahr



\_\_\_\_\_ are dangerous.

imumctoneca



He \_\_\_\_\_ by e-mail.

ebrath



I \_\_\_\_\_ with my nase and mouth.

CLASSWORK N° 50


➤ Complete and write can / can't

**Completar y escribir puede / no puede**


*Whale - bird - rabbit - elephant - shark - polar bear - penguin*




A \_\_\_\_\_ swim.



A \_\_\_\_\_ fly.




An \_\_\_\_\_ walk.




A \_\_\_\_\_ talk.



A \_\_\_\_\_ breathe out of water.



A \_\_\_\_\_ jumps.




A \_\_\_\_\_ climb trees.



CLASSWORK N° 51

➤ Read about Furry and Gruff. Circle can or can't.

Lee sobre peludo y áspero. Círculo puede o no puede.



Poor Furry and Gruff!... They can / can't go to school! There's a soccer game today but Furry and Gruff can / can't play. They can / can't watch TV, but the program isn't very good! They can / can't listen to musica but Furry and Gruff don't like music very much. They love kateboarding but they can / can't go out with their skateboards today. The bears have coloring books and crayons, so they can / can't color some pictures. «I don't like coloring!» says Furry «I don't like coloring either!» says Gruff.

➤ Look at the picture. Write two more sentences about what Furry and Gruff can and can't do today.

Mira la foto. Escribir dos frases sobre lo que más peludo y áspero que puede y no puedes hacer hoy.



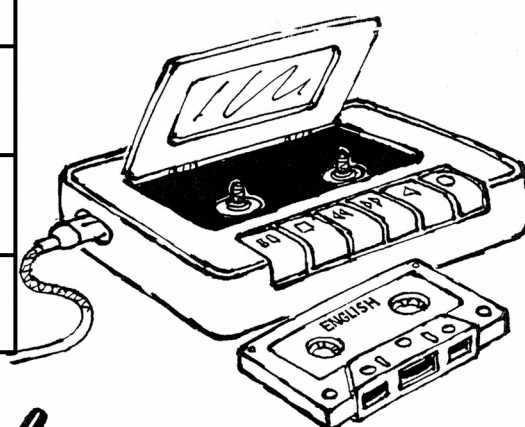
a) They can \_\_\_\_\_.

b) They can't \_\_\_\_\_.

CLASSWORK N° 52

➤ Complete and write sentences.  
**Completar y escribir frases.**

	Sibil	Li-Shan	You
speaking English	✓	✓	
riding a bike	x	✓	
using a computer	✓	x	



- |                             |          |
|-----------------------------|----------|
| a) Sibil can speak English. | g) _____ |
| b) Sibil can't ride a bike. | h) _____ |
| c) _____                    | i) _____ |
| d) _____                    | j) _____ |
| e) _____                    | k) _____ |
| f) _____                    | l) _____ |

CLASSWORK N° 53

➤ Listen to the CD and complete, then match.  
**Escuche el CD y completa, a continuación, coincide.**



\_\_\_\_\_ and \_\_\_\_\_!

\_\_\_\_\_ and \_\_\_\_\_!

three steps \_\_\_\_\_ and

two to the \_\_\_\_\_,

Four steps \_\_\_\_\_

Now close your eyes tight!

Wiggle your \_\_\_\_\_ and

wiggle your \_\_\_\_\_,

step to the \_\_\_\_\_,









that's how it goes!.



CLASSWORK N° 54

➤ *Read and number the pictures.*  
**Lee y el número de las imágenes.**

1. *You have a cough.*
2. *He has fever.*
3. *She has an earache.*
4. *I have a cold.*
5. *He has a tummy ache.*
6. *She has a toothache.*
7. *I have a sore throat.*
8. *He has a headache.*



CLASSWORK N° 55

➤ Write the missing letters.

**Escribe las letras que faltan.**

a) br \_\_ ken

e) k \_\_ ee

b) wr \_\_ st

f) b \_\_ mp

c) wh \_\_ el chair

g) el \_\_ ow

d) an \_\_ le

h) cr \_\_ tches

➤ Find the letters. Write the word.


**Encuentra las letras. Escribe la palabra.**



Tommy has a f\_\_\_\_\_.

CLASSWORK N° 56

➤ *Unscramble the questions, then answer them.*  
**Ordena las preguntas, responderlas.**



1. *or wearing they sweaters T-shirts Are?*

---

---

2. *eating Are or French fries they sausages?*

---

---

3. *color the picture in excercise 1.*

---

---

CLASSWORK N° 57

- *Write the questions.*  
***Escriba las preguntas.***



*Kathy* : \_\_\_\_\_ ?

*Allison* : *No, I can't come to the movies tonight.*  
*I have a headache.*

*Kathy* : \_\_\_\_\_ ?

*Allison* : *No, I can't go skating with you on saturday.*  
*Sorry! It's my dad's birthday.*


*Kathy* : \_\_\_\_\_ ?

*Allison* : *Yes, I can help you with the math homework. Wait a minute.*  
*My math book's in the bedroom.*

## CLASSWORK N° 58

➤ Write the missing words to complete the advertisement.

**Escriba las palabras que faltan para completar el anuncio.**



### Terrific Turtle

*The Terrific Turtle es a turtle pulus!-*

\_\_\_\_\_ *it swim with you?*

*Yes, it \_\_\_\_\_!*

\_\_\_\_\_ *it play in your yard with you?*

*Yes, it \_\_\_\_\_!*


\_\_\_\_\_ *it talk to you?*

*Yes, it \_\_\_\_\_!*

*Buy a Terrific Turtle today!*

➤ Draw a picture of a new toy. Write an advertisement.

**Haz un dibujo de un juguete nuevo. Escribir un anuncio.**



---

---

---

---

---

---

---

---



## CLASSWORK N° 59

➤ *Unscramble the question*

**Ordena a la pregunta**

- a) *he / guitar / ? / play / can / the*
- b) *speak / can / ? / she / english*
- c) *write / she / san / ? / songs*
- d) *stories / can / ? / write / he*
- e) *Manolo / can / a / ? / computer / use*

---



---



---



---



---

➤ *Answer the questions*

**Responda a las preguntas**




a) *Can he play soccer?*

---




b) *Can she play basketball?*

---



c) *Can hedance?*

---



d) *Can she play tennis?*

---

CLASSWORK N° 60

*Merry Christmas*  
**Feliz Navidad**

➤ *Sing a song*  
**Cantar una canción**

*We wish you*

*We wish you*


*We wish you*

*a Merry Christmas,*

*a Merry Christmas,*

*a Merry Christmas,*

*and a Happy New Year*



➤ Match the picture with its name.  
**Coincide con la imagen con su nombre.**



REINDEER

TOY

ANGEL

SANTA

STAR

SNOWMAN

BELL

CANDY

PINE

GIFT

CANDLE

BOOTS

